



JILL JONES (advisor to pet-dog owners)

Tel: 01922 648414 or 07899 674321

Compk9comp@gmail.com

AGREEMENT FORM

DATE ..... I ..... OF

ADDRESS .....

P.C. .... TEL ..... MOB .....

OTHER ..... EMAIL .....

OCCUPATION.....

**UNDERSTAND AND AGREE, THAT ANY TYPE OF DOG TRAINING AND BEHAVIOUR TRAINING I TAKE PART IN AT WRENS NEST FARM, I DO SO ENTIRELY AT MY OWN CHOICE AND RISK.**

MEDICAL INFORMATION

*It is extremely important that we have up to date medical information about you. ALL INFORMATION IS TREATED AS PRIVATE AND CONFIDENTIAL.*

MEDICAL CONDITIONS: (e.g. diabetic) .....

MEDICATIONS: .....

ALLERGIES: .....

Tel: In case of emergency: .....

Photograph/Audio/Film Consent: (tick) I GIVE  DO NOT GIVE  my consent for my photograph and/or voice recordings and/or film recording to be taken/used by or on behalf of the C.C.C. I AGREE  DISAGREE  that C.C.C. use my photograph for publicity materials, publications and marketing materials.

Permission (sixteen years old and under): (tick) I DO  DO NOT  give my permission for (Name of son(s)/daughter(s)).....to take part in C.C.C. activities.  
(tick) I DO  DO NOT  give my permission for him/her to be filmed during any activities.

Signature & Relationship to junior learner .....

DOGS NAME		BREED	
-----------	--	-------	--

D.O.B/AGE		PURCHASE AGE		HOW LONG OWNED TO DATE	
SEX		CASTRATED/SPAYED TICK	YES	NO	DUE
K.C. REGISTER NAME				PEDIGREE (TICK)	YES
BREEDER DETAILS					NO
REASON FOR BUYING THE DOG					
MICROCHIP					

**CONDITIONS: NO DOGS ALLOWED OUT OF THE CAR WITHOUT AUTHORISATION.**

- Keep dogs on a lead unless permission is given to take the lead off.
- Wrens Nest Farm is a working farm, use all caution in entering and leaving, and to the proper closing and fastening of all gates and doors. Only use authorised areas of the farm.
- Drive at the requested speed limit.
- Children of 16 years and under are to be supervised by an adult at all times.
- Keep away from horses, and farm machinery.
- Make the proprietors aware of any accident, incident or illness to people or animals.

RECOMMENDATIONS:

**DOGS IN CLOSE PROXIMITY ARE UNDER STRESS AND MAY BEHAVE OUT OF CHARACTER, PLEASE:-**

- Keep dogs apart and under control.
- Our training classes are for dogs to learn and socialize in a controlled environment – not to play. Over stimulated and excited dogs find it hard to concentrate and learn.
- Do not feed your dog for at least 3 to 4 hours before training.
- Present dog's vaccination card at first evening of training.
- Bring toys and titbits for training reward.
- Do not approach or feed any other persons dog without permission.

**YOU ARE ADVISED TO GET A FULL VETERINARY INSPECTION AS TO THE HEALTH, FITNESS AND NUTRITION OF YOUR DOG BEFORE PARTICIPATING IN ANY FORM OF TRAINING OR BEHAVIOUR WORK.**

I understand that, while all care is taken, my dog is at risk of injury while using agility and / or training equipment.

I will not hold Jill Jones, or anyone acting on her behalf, responsible for any loss, damage, injury, incident, accident, death, costs or claims to myself or my dogs, or anyone accompanying me, howsoever caused, whilst I am under instruction, or using the facilities at Wrens Nest Farm. All people and animals accompanying me onto Wrens Nest Farm are at the risk and responsibility of me, the above named.

I retain the right to refuse to do any training, or take advice, if I feel it is unsuitable for me or my dog.

It is my own responsibility to ensure my dog is fit and healthy enough to carry out the training applied.

The above named acknowledges the desirability and need to have their own insurance.

ACCEPTANCE:

I declare that I have read the information in this agreement. I understand and agree with it. Signing this agreement does not affect my statutory rights.

I declare that I will inform the proprietors if any information given in this agreement changes.

SIGNATURE .....

DATE.....

To be signed by a parent or guardian if under the age of 18 years old.

All information will be stored on computer unless you object (tick) I Object  I Do Not Object

**WRENS NEST FARM, SKIP LANE, WALSALL. WS5 3RB**

**JILL JONES (advisor to pet-dog owners)**



AGREEMENT FORM

DATE ..... I ..... OF

ADDRESS  
.....

P.C. .... TEL ..... MOB

OTHER ..... EMAIL

OCCUPATION.....

**UNDERSTAND AND AGREE, THAT ANY TYPE OF DOG TRAINING AND BEHAVIOUR TRAINING I TAKE PART IN AT WRENS NEST FARM, I DO SO ENTIRELY AT MY OWN CHOICE AND RISK.**

MEDICAL INFORMATION

*It is extremely important that we have up to date medical information about you. ALL INFORMATION IS TREATED AS PRIVATE AND CONFIDENTIAL.*

MEDICAL CONDITIONS: (e.g. diabetic)  
.....  
.....

MEDICATIONS:  
.....  
.....

ALLERGIES:  
.....  
.....

Tel: In case of emergency:  
.....

Photograph/Audio/Film Consent: (tick) I GIVE  DO NOT GIVE  my consent for my photograph and/or voice recordings and/or film recording to be taken/used by or on behalf of the C.C.C. I AGREE  DISAGREE  that C.C.C. use my photograph for publicity materials, publications and marketing materials.

Permission (sixteen years old and under): (tick) I DO  DO NOT  give my permission for (Name of son(s)/daughter(s))..... to take part in C.C.C. activities.  
(tick) I DO  DO NOT  give my permission for him/her to be filmed during any activities.

Signature & Relationship to junior learner  
.....

DOGS NAME		BREED	
-----------	--	-------	--

D.O.B/AGE		PURCHASE AGE		HOW LONG OWNED TO DATE	
SEX		CASTRATED/SPAYED TICK	YES	NO	DUE
K.C. REGISTER NAME				PEDIGREE (TICK)	YES NO
BREEDER DETAILS					
REASON FOR BUYING THE DOG					
MICROCHIP					

CONDITIONS: **NO DOGS ALLOWED OUT OF THE CAR WITHOUT AUTHORISATION.**

- Keep dogs on a lead unless permission is given to take the lead off.
- Wrens Nest Farm is a working farm, use all caution in entering and leaving, and to the proper closing and fastening of all gates and doors. Only use authorised areas of the farm.
- Drive at the requested speed limit.
- Children of 16 years and under are to be supervised by an adult at all times.
- Keep away from horses, and farm machinery.
- Make the proprietors aware of any accident, incident or illness to people or animals.

RECOMMENDATIONS:

**DOGS IN CLOSE PROXIMITY ARE UNDER STRESS AND MAY BEHAVE OUT OF CHARACTER, PLEASE:-**

- Keep dogs apart and under control.
- Our training classes are for dogs to learn and socialize in a controlled environment – not to play. Over stimulated and excited dogs find it hard to concentrate and learn.
- Do not feed your dog for at least 3 to 4 hours before training.
- Present dog's vaccination card at first evening of training.
- Bring toys and titbits for training reward.
- Do not approach or feed any other persons dog without permission.

**YOU ARE ADVISED TO GET A FULL VETERINARY INSPECTION AS TO THE HEALTH, FITNESS AND NUTRITION OF YOUR DOG BEFORE PARTICIPATING IN ANY FORM OF TRAINING OR BEHAVIOUR WORK.**

I understand that, while all care is taken, my dog is at risk of injury while using agility and / or training equipment.

I will not hold Jill Jones, or anyone acting on her behalf, responsible for any loss, damage, injury, incident, accident, death, costs or claims to myself or my dogs, or anyone accompanying me, howsoever caused, whilst I am under instruction, or using the facilities at Wrens Nest Farm. All people and animals accompanying me onto Wrens Nest Farm are at the risk and responsibility of me, the above named.

I retain the right to refuse to do any training, or take advice, if I feel it is unsuitable for me or my dog.

It is my own responsibility to ensure my dog is fit and healthy enough to carry out the training applied.

The above named acknowledges the desirability and need to have their own insurance.

ACCEPTANCE:

I declare that I have read the information in this agreement. I understand and agree with it. Signing this agreement does not affect my statutory rights.

I declare that I will inform the proprietors if any information given in this agreement changes.

SIGNATURE .....

DATE.....

To be signed by a parent or guardian if under the age of 18 years old.

All information will be stored on computer unless you object (tick) I Object  I Do Not Object



P E T  
D O G  
O W N E R S  
G R O U P

WELCOME TO THE

## COMPLETE CANINE COMPANION

WRENS NEST FARM, SKIP LANE, WALSALL, WEST  
MIDLANDS. WS5 3RB







Tel: JILL JONES BHS.Int.sm. B.A.G.S.D.I., IDBTS., CBATI. –  
07899 674321 / 01922 648414

ANGELA WOODHOUSE IDBTS – 07791 425932






EMAIL: [compk9comp@gmail.com](mailto:compk9comp@gmail.com)

WEB: [www.completecaninecompanion.co.uk](http://www.completecaninecompanion.co.uk)

### FROM TRAINER TO TEACHER

-  Our aim is to TEACH our clients about the skills needed to TEACH their dog to change unacceptable behaviours into acceptable behaviours.
-  We do this by rewarding good behaviour rather than punishing bad behaviour.
-  Our methods of teaching are based on modern, scientifically proven animal behaviour science and positive reinforcement techniques.
-  This simply means we give “Practical, reward based, behavioural training” to our clients and their dogs.
-  We do not offer ‘quick fixes’. We offer a consistent and gradual journey of success in understanding and training the behaviour of dogs.
-  We use handling skills that influence and guide the dog towards making the right life choices.

#### *Our ethos is...*

-  To encourage dog owners to move away from old fashioned expectations of control based and punishment enforced dog training.
-  To teach dog owners that by fulfilling their dogs needs their own needs and expectations of their dog can be more easily attained.
-  To teach dog owners to observe the non-verbal communication of dogs and become aware of how dogs feel and react differently from humans in many situations.
-  To help dog owners to teach new skills based on the dog’s life experiences, confidence and ability to understand and make choices.
-  To enhance the relationship between dog and owner through mutual trust, understanding and communication rather than control.

#### *OUR TIMES...*

One to one assessments and sessions: - Day time - Tues, Wed, Thur, Fri, Sat - 10am to 3pm

Evenings - Wed, Thur - 4.30pm to 7.30pm

Group session, weekly: - Day time - Saturday mornings from 9am

Evenings - Tuesday from 6.00pm (also Wed in the summer)

We can also arrange local home visits within these times. Prices as above plus travel expenses.

We look forward to working with you and your dog.

### WHAT WE DO

*We Listen... We Ask... We Think... We Plan... We Teach... We Do...*

*Our methods are based on giving knowledge and skills to the dog owner, to make decisions on how to influence and guide their dog towards better behaviour choices, through education.*

*We believe that **'positive methods'** of training can often only be positive for the dog owner. These methods become a positive experience for the dog if we are aware of the following:*

- 1. If the dog has the physical wellbeing to do it*
- 2. If the dog has the physical ability to do it*
- 3. If the dog has the maturity to do it*
- 4. If the dog has the emotional stability to do it*
- 5. If the dog feels 'safe' in the environment*
- 6. If the dog has the cognitive strength and awareness*

*But most importantly... that the owner has the knowledge and skills to teach...*

#### We Incorporate...

1. Learning about the dog's non-vocal communication.
2. Learning the techniques of handling that can influence and guide the dog.
3. An understanding of why a dog's behaviour goes wrong.
4. How *'what we do'* can improve a dog's behaviour.
5. Understanding dogs needs and the stress levels when these needs are not met.
6. Changing how a dog 'sees' a situation is the way to improve behaviour.

#### This Involves... *Our sessions...*

1. A private one to one session with you, family members, and your dog.
2. Two further one to one sessions based on owner handling skills and recognising non-vocal communication.
3. Depending on the owner's individual needs, we offer further one to one sessions or an invitation into a small group session.
4. Only when we feel both owner and dog are ready, do we introduce areas of learning, based on dog training, such as the Kennel Club Good Citizen Scheme.

#### ➤ *Our Initial One-To-One Assessment is where we start for all new clients.*

- \* This takes approximately an hour and a half as we need to get to know you and your dog.
- \* All members of the family are welcome to attend.
- \* We will discuss your needs, take a few notes, and give your dog time to get used to the new environment.
- \* We then discuss our assessment with you and mutually agree further sessions.
- \* Confidential notes for our records will be kept with your permission.

#### ➤ *Two one to one sessions are advised following the initial assessment.*

1. Handling skills for the owner.
  - \* Modern handling techniques that are easy to learn and suitable for all dogs.
  - \* Sensible, kind and appropriate equipment to use for all dogs.
  - \* Handling techniques that are proven to help dog's with behaviour problems.
2. Understanding the non-verbal signals of dog communication.
  - \* Dogs have non-verbal communication signals that can often be misunderstood by humans.
  - \* Dogs living in human environments may struggle to understand what we expect of them. This can cause frustration for the owner and dog, leading to stress for both.
  - \* Often, the dogs' that are making mistakes are thought to be disobedient by the human owner. This misunderstanding could lead the dog into abnormal or problem behaviours.
  - \* By giving dogs the opportunity to practice their communication signals, we learn to understand their needs, and teaching the dog to behave differently becomes easier and less stressful for both dog and owner.



➤ *Further one to one sessions are always available...*

- \* If you simply prefer one to one sessions.
- \* To deal with deep seated behaviour problems or aggression problems.
- \* If our group session times are inconvenient for you to attend.

➤ *Group sessions*

*Eight week courses of one hour sessions for two to four dogs, which cover*

*the following subjects:*

- Further handling skills for walks and real life.
- Socialisation skills, for confidence building in both dog and owner.
- From trainer to teacher – teaching behaviours necessary for life skills.
- Physical activities – advancing your teaching skills with the use of equipment.
- Behaviour Adjustment Training. (BAT).
- Introduction to fun nose-work scent exercises.
- Kennel Club Good Citizen Scheme.

**OUR PRICES...**

**Complete Canine Companion FEES:-**

Initial Assessment for 1 ½ hours	£40.00
Further one to one sessions per hourly session	£25.00
Share a private lesson between two	£15.00 each
Group session, courses of 7 or 8 weeks, paid for in advance	£40.00 & £50.00
Social Walks for problem dogs	£10.00
B.A.T. session with a qualified CBATI	£30.00
Nose-work, scent exercises, per session (groups of 3 to 6 £8.00 each)	£10.00
Kennel Club Good Citizen Dog Scheme Puppy, Bronze, Silver, Gold Please speak to an organiser for details	

**TERMS:**

*All Courses and fees are subject to change, please ask for updated information.*

*Payment is made on arrival for your appointment, or at the first week of a course.*

*Refunds – non on pre-paid courses. Full refund if an appointment or a course is cancelled by us.*

**COMPLETE CANINE COMPANION**

**FURTHER INFORMATION**

**Our thoughts on...**

➤ **Clicker Training.**

- \* Too many people are taught to think that clicker training is based on feeding. This is wrong.
- \* Clicker training is based on the skill of correctly ‘marking’ a behaviour that you want, at the correct time, to earn the reward that the dog wants.
- \* The reward is more often than not a resource that is important to the dog such as food.
- \* You will be told by many that clicker training is based on no force methods. It is true that clicker training is based on no physical force.
- \* Force does not necessarily always mean physical. A dog can be forced to do almost anything if the reward is based on a resource that is important to the dog such as food, play, and social needs.
- \* Clicker training is, in the words of world renowned behaviourist Bob Bailey, ‘a mechanical skill’ that we need to learn first before applying the method to animals.
- \* Animals can become mentally frustrated very quickly due to poor timing and too high an expectation of success with clicker training.
- \* Clicker trainers can very easily forget to observe the animals’ emotional state and physical wellbeing when they are driven to succeed in training a behaviour.

- \* Clicker training should only be done when the dog is in a good place emotionally, physically sound and is able to focus and learn with a clear relaxed mind.
- \* The dog in our opinion should first be taught how to make choices to enable a balanced life, before we influence the dog with training to suit our own needs.
- \* On occasion we will use a clicker or an appropriate marker to help a dog that is struggling. Once the dog understands what is expected, we do not need to keep clicking the dog.

➤ Nose work exercises.

- \* Using smell is natural, relaxing, rewarding, tiring and enjoyable to all dogs
- \* Nose work can be used in many different ways to enrich your dog's life.

➤ Walks for problem dogs.

- \* Social walks can be organised, for dogs who lack confidence in the environment or have problems interacting with other dogs and people.
- \* The walks are based on development of the dog's social skills, not on exercise. Therefore often the walks are short but with enriching learning experiences for the dog.
- \* We will teach you how dogs should be interacting in the environment on walks.
- \* Our social walks are not based on dogs making contact with other dogs or people, but on how to act in the presence of others.

➤ Body balance, Enrichment, Problem Solving

- \* Fun exercise and teaching sessions that help dog's develop balance, co-ordination, thinking for themselves and confidence.
- \* Also builds a fun positive and trusting relationship with the owner.

COMPLETE CANINE COMPANION

INITIAL 1-1 PRACTICAL ASSESSMENT AND DISCUSSION - Observations

Car Parked		Getting out			
Getting in		Car Moving			
First response to new environment					
Response to new people					
Short walk, noise, etc.					
Enter building					
Walking on lead, Equipment used, Owner skills					
Response to new dog, or interaction/play					
Confident	Over confident	Calm	Relaxed	Excited	Frustrated
Fidgety	Timid/worried	Nervous	Fearful	Avoidance	Withdrawn
Lack s/control	Pushy/bully	Angry	Growl	Aggressive	Bite
Quiet	Some noise	Constant noise	Whine loudly	Bark	Yelp
Soft body	Tense body	Crouched	Stiff/freeze	Slow movements	Fast movements
Abnormalities					

<i>family members and other people involved with the dog</i>	
Family 1	
Family 2	
Family 3	
Family 4	
Other	
<i>Please list other pets and animals in the household and describe their relationship with dog</i>	
Pet 1	



<i>Pet 2</i>	
<i>Pet 3</i>	
<i>Pet 4</i>	
<i>Other</i>	

*Please give details of health and veterinary care / vaccination dates / operations and dates*

Vaccination date	
Worming date & product	
Parasite treat' & product	
Health issues/operations	

*Please give a guide to your dog's food/diet. Frequency of feeding. Treats.*

*Describe dogs exercise*

*Does the dog have any dog friends, what is their relationship like?*

*Describe past experience of owning dogs, behaviour problems/unusual behaviours with previous dogs?*

*How can we help you? Describe any problems you may be experiencing in order of seriousness and:*

- What in your opinion triggers the problem?*
- Explain what you may have already tried to cure the problem.*
- Is there any bite history including puppy biting or muzzle training?*

*Describe an average daily routine including:*

- Living arrangements*     *Outdoor access*     *Times spent alone*     *Weekly/monthly events that may affect routine*
- Any major events that may have affected your dog? (I.e. house move, hols).*



PET  
DOG  
OWNERS  
GROUP

*Is there any further information you would like to share?*

COMPLETE CANINE COMPANION

RECOGNISING YOUR PROBLEM AREAS

1. Sleeping areas: A Safe, quiet and comfortable place such as a bed, crate, pen or room that the dog can sleep and rest without disturbance or interruption. Dogs need on average 15 hours sleep in every 24 hours.

Done       Getting there       some help      Proc

Comments:

2. Crate training (or equivalent): A useful exercise for many reasons. A good place for dogs to rest, travelling, either in cars or other, vet stays – dog comfortable with being confined for short periods of time.

Done       Getting there       some help      Proc

Comments:

3. Toilet training: No puppy can consistently last all night through until at least 12 weeks of age.

Done       Getting there       some help      Proc

Comments:

4. Asking to go out: This is a skill in itself that if you miss the dog's communication attempts, will affect the toilet training.

Done       Getting there       some help      Proc

Comments:

5. Accepting a collar and lead: Taught gently. Restriction can be very frightening for a dog when used for the first time.

Done       getting there       some help      Pro

Comments:

6. Furniture rules: Need consistency, dogs that are allowed on the sofa do not know it's not allowed when they are wet.

Done       getting there       some help      Pro

Comments:

7. Chewing in the house: Dogs need to chew – make sure you supply something appropriate to avoid damage to furniture.

Done       getting there       some help      Pro

Comments:

8. Bite inhibition: Puppy mouthing and play can become painful if the dog is not taught bite inhibition.

Done       getting there       some help      Pro

Comments:

9. Rules of play – with humans: Dogs need to learn self-control in play – whoever they are playing with.

Done       getting there       some help      Pro

Comments:

10. Rules of play – with other dogs: All dogs should learn how to self-control in play – and know when to stop.

Done       getting there       some help      Pro

Comments:

11. Being touched by owner: Feet, tail, ears, eyes, mouth, teeth etc. touch can be invasive if the dog is not prepared for touch.

Done       getting there       some help      Pro

Comments:

12. Take treats gently: Taking treats from the hand gently will help with future training. It will also avoid accidental bites should a child offer food.

Done       letting there       some help      Proc

Comments:

.....

.....

13. Resource guarding: Can begin accidentally if food and toys are taken away without correct training.

Done       letting there       some help      Proc

Comments:

.....

.....

14. Lead walking: No one enjoys being pulled and dragged about on the end of the dogs lead.

Done       letting there       some help      Proc

Comments:

.....

.....

15. Door manners: Rushing or barging through doors, a habit that tends to escalate if left unaddressed.

Done       letting there       some help      Proc

Comments:

.....

.....

16. Household appliances: The Hoover, washing machine, TV, radio, dishwasher, also outdoor – lawn mower, etc. the noise and movement can be scary or stimulating to dogs. Noise sensitivity can become a problem.

Done       letting there       some help      Proc

Comments:

.....

.....

17. Leave: Anything and everything tends to go into the dogs mouth! Teach the dog to swap things that are unsuitable, or not supposed to have, for something suitable, or the dog can have.

Done       letting there       some help      Proc

Comments:

.....

.....

18. Food manners: Not to help yourself to any food. Also how to ask if they want something. Begging can become a problem if no rules are set in place early on.

Done       letting there       some help      Proc

Comments:

.....

.....

19. Counter-surfing: For hygiene and safety, dogs should not jump up on kitchen work surfaces and tables.

Done       letting there       some help      Proc

Comments:

.....  
.....

20. Greeting visitors: Not to get over excited. Self-control without fear

Done       Getting there       some help      Pro

Comments:

.....  
.....

21. Jumping up: Goes with controlled greeting either of visitors to the home or when out walking

Done       Getting there       some help      Pro

Comments:

.....  
.....

22. Home alone: How to spend time alone is a gradual lesson. Avoid having clingy dogs that may lead to separation anxiety

Done       Getting there       some help      Pro

Comments:

.....  
.....

23. Barking, whining for attention:

Done       Getting there       some help      Pro

Comments:

.....  
.....

24. Traffic: Helping the dog become accustomed to roads and traffic

Done       Getting there       some help      Pro

Comments:

.....  
.....

25. Car training: Most dogs will need to travel in a car. Many go to the park in the car. Others may need to go in a car for a vet visit or to go to kennels at holiday time.

Done       Getting there       some help      Pro

Comments:

.....  
.....

26. Safe and enjoyable walks: The walk can either develop the dogs' skills or can destroy the dogs' confidence

Done       Getting there       some help      Pro

Comments:

.....  
.....

27. Being handled by strangers: Vets, groomers, nails cut, and kennel staff if left in kennels

Done

etting there

d some help

Pr  nComments:28. Safe with other animals: Accepting other dogs, cats, rodent's, fish and reptiles, horses, farm animals.

Done

etting there

d some help

Pr  nComments:29. Recall: To protect the dog the dog needs to know when to return to you for help and support.

Done

etting there

d some help

Pr  nComments:30. Wait: I believe a wait is necessary. It is one of those things that one day you will just need it.

Done

etting there

d some help

Pr  nComments:31. Attention: Sometimes the dog will need to ignore a distraction and focus on you

Done

etting there

d some help

Pr  nComments:32. Chasing: Over stimulation on walks by bikes, scooters, cars or anything that moves fast such as balls etc.

Done

etting there

d some help

Pr  nComments:33. How to make friends: Dogs need to develop relationships with some other dogs.

Done

etting there

d some help

Pr  nComments:34. Fence fighting: Dogs need to learn how to cope with neighbours dogs in gardens.

Done

etting there

d some help

Pr  nComments:35. Tying the dog up: Dogs feel vulnerable, they can't escape fear, theft or attack.

Done

etting there

d some help

Pr  n



Comments:

.....  
.....

36. Travelling – public transport etc.: On occasions dogs may need to be transported by bus, train, ship, plane etc.

Do   Getti  ere      Need some help  
Problem

Comments:

.....  
.....

COMPLETE CANINE COMPANION  
ASSESSMENT - AGREED PLAN OF ACTION

No. \_\_\_\_\_ DATE \_\_\_\_\_

INSTRUCTOR \_\_\_\_\_

NAME: \_\_\_\_\_ DOG \_\_\_\_\_

SUGGESTIONS AND ADVICE GIVEN

SUGGESTED EXERCISES

Exercise one

.....

Exercise

two.....

Exercise three.....

SUGGESTIONS/PLANS FOR NEXT SESSION

.....  
.....

No. \_\_\_\_\_ DATE \_\_\_\_\_ INSTRUCTOR \_\_\_\_\_

SUGGESTIONS AND ADVICE GIVEN

SUGGESTED EXERCISES









.....  
.....  
.....  
.....